

[100% Pass Reliable Free PassLeader Premium Microsoft 70-463 PDF Braindump and Study Guide (121-140)]

PassLeader helps you to get well prepared for the Microsoft 70-463 exam! Try PassLeader's new 70-463 238q exam dumps with VCE test software or PDF braindumps now and you will get your 70-463 certification quickly. PassLeader's 70-463 exam training kit with all new exam questions is the best study materials for preparing exam, we ensure that our full version 70-463 238q VCE and PDF dumps will help you 100 percent passing exam. First try the PassLeader valid 70-463 braindumps and first pass exam! keywords: 70-463,70-463 exam,70-463 exam dumps,70-463 238q exam questions,70-463 pdf dumps,70-463 238q vce dumps,70-463 brain dumps,Implementing a Data Warehouse with Microsoft SQL Server 2012 Exam



QUESTION 121 You work as a database administrator at ABC.com. The ABC.com network consists of a single domain named ABC.com. ABC.com makes use of Microsoft SQL Server 2012 in their environment. You have created a SQL Server Integration Services (SSIS) project that you are preparing to deploy using the Integration Services Deployment Wizard. Which of the following is the third step in the Integration Services Deployment Wizard's process? A. Review

B. Select Destination C. Deploy/Results D. Select Source

Answer: A QUESTION 122 You work as a database administrator at ABC.com. The ABC.com network consists of a single domain named ABC.com. ABC.com makes use of Microsoft SQL Server 2012 in their environment. You have received reports regarding a current existing SQL Server Integration Services (SSIS) package not completing its execution, and not transferring data. You have decided to make use of the Package Deployment Model. Which of the following is TRUE with regards to using the Package Deployment Model? A. CLR integration is NOT required on the database engine.

B. Environment-specific parameter values are stored in environment variables. C. Events that are created by the package are captured automatically and saved to the catalog during execution.

D. Events that are created by the package are NOT captured automatically during execution. Answer: AD

QUESTION 123 You work as a senior database administrator at ABC.com. The ABC.com network consists of a single domain named ABC.com. ABC.com makes use of Microsoft SQL Server 2012 in their environment. You are running a training exercise for Microsoft SQL Server 2012 junior administrators. You are discussing the use of the add_data_tap stored procedure. Which of the following is TRUE with regards to using add_data_tap stored procedure? (Choose all that apply.) A. Limiting the number of rows that are captured during the data tap is not advisable. B. The add_data_tap

stored procedure should only be used to troubleshoot data issues. C. The add data tap process is validated prior to the package being executed. D. You must be an administrator on the machine on which the stored procedure is run to open the file that contains the tapped data. Answer: BD QUESTION 124 You work as a senior database

administrator at ABC.com. The ABC.com network consists of a single domain named ABC.com. ABC.com makes use of Microsoft SQL Server 2012 in their environment. You are running a training exercise for Microsoft SQL Server 2012 junior administrators. You are discussing the use of Slowly Changing Dimension Transformation Outputs. One of the output options are used to update the record in the lookup table. Which of the following is the output option? A. Unchanged Output

B. Inferred Member Updates Output C. Historical Attributes Inserts Output

D. Fixed Attribute Output E. Changing Attributes Updates Output Answer: E

QUESTION 125 You work as a database administrator at ABC.com. The ABC.com network consists of a single domain named ABC.com. ABC.com makes use of Microsoft SQL Server 2012 in their environment. You are in the process of creating a SQL Server Integration Services (SSIS) package. The package will be configured upload a file to a table in a SQL Azure database. You need to make sure that the code includes an event handler that makes use of an executable to raise the event when its verification is completed. Which of the following is the event handler that you should use? A. The OnPostExecute event handler. B. The OnTaskFailed event handler. C. The OnPreExecute event handler.

D. The OnPostValidate event handler. Answer: D QUESTION 126 You work as a senior database

administrator at ABC.com. The ABC.com network consists of a single domain named ABC.com. ABC.com makes use of Microsoft SQL Server 2012 in their environment. You are running a training exercise for Microsoft SQL Server 2012 junior administrators. You are discussing replication type that is used when subscribers need to receive data, make changes offline, and later synchronize changes with the Publisher and other Subscribers. Which of the following is the replication type being discussed?

A. Snapshot replication. B. Transactional replication. C. Merge replication. D. Peer-to-peer replication Answer: C QUESTION 127 You work as a senior database developer at ABC.com. The ABC.com network consists of a single domain named ABC.com. ABC.com makes use of Microsoft SQL Server 2012 in their environment. You are running a training exercise for Microsoft SQL Server 2012 junior developers. You are discussing the SorLead2passeyPosition property for a data flow. Which of the following represents the data type for this property? A. Integer B. IDTSExternalMetadataColumn100

C. String D. Boolean Answer: A QUESTION 128 You work as a database administrator at ABC.com. The ABC.com network consists of a single domain named ABC.com. ABC.com makes use of Microsoft SQL Server 2012 in their environment. You have received reports regarding a current existing SQL Server Integration Services (SSIS) package not completing its execution, and not transferring data. You have decided to make use of the Project Deployment Model. Which of the following is TRUE with regards to using the Project Deployment Model? A. CLR integration is required on the database engine. B. CLR integration is not required on the database engine. C. Events that are created by the package are captured automatically and saved to the catalog during execution. D. Packages are executed using the dtExec and DTEExecUI execution utilities. Answer: AC

QUESTION 129 You are designing an extract, transform, load (ETL) process for loading data from a SQL Server database into a large fact table in a data warehouse each day with the prior day's sales data. The ETL process for the fact table must meet the following requirements: - Load new data in the shortest possible time. - Remove data that is more than 36 months old. - Ensure that data loads correctly. - Minimize record locking. - Minimize impact on the transaction log. You need to design an ETL process that meets the requirements. What should you do? (More than one answer choice may achieve the goal. Select the BEST answer.) A. Partition the destination fact table by date. Insert new data directly into the fact table and delete old data directly from the fact table. B. Partition the destination fact table by date. Use partition switching and staging tables both to remove old data and to load new data. C. Partition the destination fact table by customer. Use partition switching both to remove old data and to load new data into each partition.

D. Partition the destination fact table by date. Use partition switching and a staging table to remove old data. Insert new data directly into the fact table. Answer: B QUESTION 130 You are designing a fact table in a SQL Server database. The fact table must meet the following requirements: - Include a columnstore index. - Allow users to choose up to 10 dimension tables and up to five facts at one time. - Maximize performance of queries that aggregate measures by using any of the 10 dimensions. - Support billions of rows. - Use the most efficient design strategy. You need to design the fact table to meet the requirements. What should you do? (More than one answer choice may achieve the goal. Select the BEST answer.)

A. Design a fact table with 5 dimensional key columns and 10 measure columns. Place the columnstore index on the dimensional key columns. B. Design a fact table with 5 dimensional key columns and 10 measure columns. Place the columnstore index on the measure columns. C. Design a fact table with 10 dimensional key columns and 5 measure columns. Place the columnstore index on the dimensional key columns and the measure columns. D. Design a fact table with 10 dimensional key columns and 5 measure columns. Place the columnstore index on only the measure columns. Answer: C

Compare And Choose The Best **PassLeader 70-463 Brain Dumps**

Pass4sure	PL PassLeader	TEST KING
		
Banned By Microsoft Not Available	238 Q&As Price: \$99.99 Coupon Code -- CELEB	50 Q&As Price: \$124.99

<http://www.passleader.com/70-463.html> QUESTION 131 You are designing a SQL Server Integration Services (SSIS) solution that will load multiple Online Transactional Processing (OLTP) data sources into a SQL Server data mart. You have the following requirements: - Ensure that the process supports the creation of an exception report that details possible duplicate key values, null ratios within columns, and column-length distributions of values. - Ensure that users can generate the exception report in an XML

format. - Use the minimum development effort. You need to design the SSIS solution to meet the requirements. What should you do? (More than one answer choice may achieve the goal. Select the BEST answer.) A. Use a Data Profiling task. Use a Data Flow task to extract the XML output of the Data Profiling task into a SQL Server table. Query the table to view the exceptions. B. Use Data Flow tasks to process the clean data. C. Use a Data Profiling task. Read the exceptions in Data Profile Viewer. D. Design a stored procedure that examines data for common dirty data patterns. Use an Execute SQL task. Answer: C QUESTION 132 You are designing a SQL Server Integration Services (SSIS) solution. The solution will contain an SSIS project that includes several SSIS packages. Each SSIS package will define the same connection managers and variables. You have the following requirements: - The deployment model must support changing the content of connection strings by using parameters at execution time. - The deployment model must automatically log events to the SSISOB database. - Maximize performance at execution time. You need to design a solution that meets the requirements. What should you do? (More than one answer choice may achieve the goal. Select the BEST answer.) A. Use a project deployment model. Modify connection manager properties to use project parameters. B. Use a package deployment model. Save each SSIS package to a file share that can be accessed from all environments. C. Use a package deployment model. Configure connections in an XML configuration file referenced by an environment variable that corresponds to the SQL Server environment of each SSIS package. D. Use a project deployment model. Modify connection manager properties to use package parameters. Answer: A QUESTION 133 You are designing a partitioning strategy for a large fact table in a data warehouse. Tens of millions of new records are loaded into the data warehouse weekly, outside of business hours. Most queries are generated by reports and by cube processing. Data is frequently queried at the day level and occasionally at the month level. You need to partition the table to maximize the performance of queries. What should you do? (More than one answer choice may achieve the goal. Select the BEST answer.) A. Partition the fact table by month, and compress each partition. B. Partition the fact table by week. C. Partition the fact table by year. D. Partition the fact table by day, and compress each partition. Answer: D QUESTION 134 Hotspot Question You administer a Microsoft SQL Server 2012 database. The database contains a table that has the following definition:

```
CREATE TABLE [Sales].[Customer] (
    [CustomerID] int NOT NULL,
    [CustomerName] nvarchar(50) NOT NULL,
    [TerritoryID] int NOT NULL,
    [LastContactDate] datetimeoffset(2) NULL,
    [CustomerType] nchar(1) NOT NULL,
    [Notes] varchar(250) NULL
)
```

You want to export data from the table to a flat file by using the SQL Server Import and Export Wizard. You need to ensure that the following requirements are met: - The first row of the file contains the first row of data. - Each record is of the same length. - The date follows the U.S. date format. - The file supports international characters. What should you do? (To answer, simply select the option or options in the answer area that you would configure.)

SQL Server Import and Export Wizard

Choose a Destination

Specify where to copy data to.

Destination:

Select a file and specify the file properties and the file format.

File name:

Locale:

Code page:

Format:

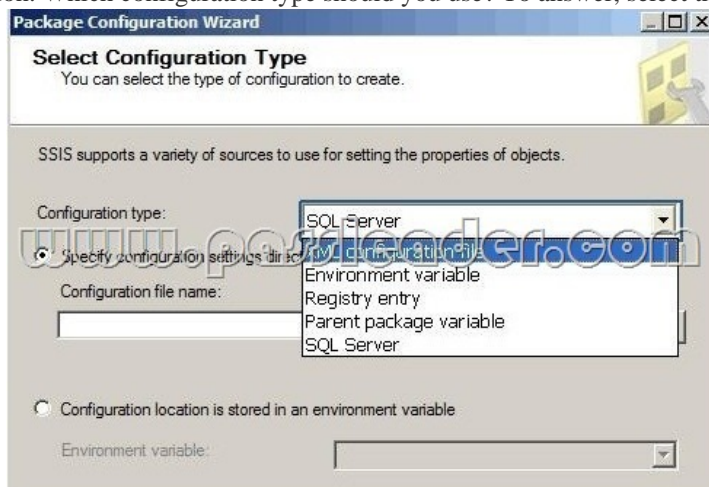
Text qualifier:

☒ Column names in the first data row

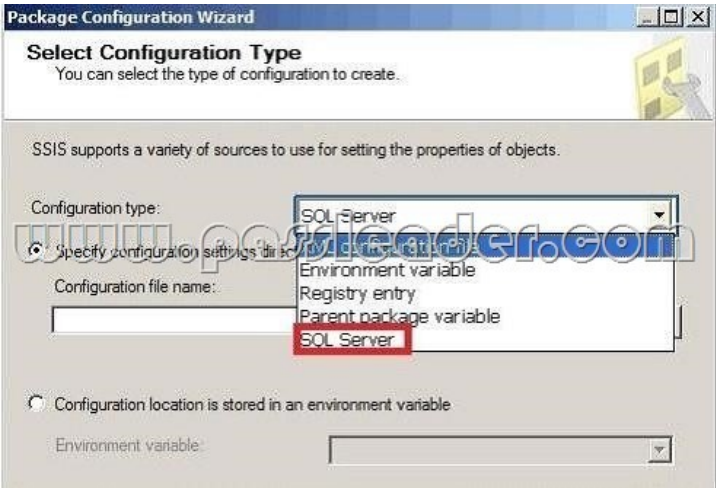
Answer: Tick the ?Unicode? checkbox. Set the Format option to ?Fixed Width? Untick the ?Column names in the first data row? checkbox.



QUESTION 135 You are a database developer of a Microsoft SQL Server 2012 database. You are designing a table that will store Customer data from different sources. The table will include a column that contains the CustomerID from the source system and a column that contains the SourceID. A sample of this data is as shown in the following table. You need to ensure that the table has no duplicate CustomerID within a SourceID. You also need to ensure that the data in the table is in the order of SourceID and then CustomerID. Which Transact- SQL statement should you use? A. CREATE TABLE Customer (SourceID int NOT NULL IDENTITY, CustomerID int NOT NULL IDENTITY, CustomerName varchar(255) NOT NULL); B. CREATE TABLE Customer (SourceID int NOT NULL, CustomerID int NOT NULL PRIMARY KEY CLUSTERED, CustomerName varchar(255) NOT NULL); C. CREATE TABLE Customer (SourceID int NOT NULL PRIMARY KEY CLUSTERED, CustomerID int NOT NULL UNIQUE, CustomerName varchar(255) NOT NULL); D. CREATE TABLE Customer (SourceID int NOT NULL, CustomerID int NOT NULL, CustomerName varchar(255) NOT NULL, CONSTRAINT PK_Customer PRIMARY KEY CLUSTERED (SourceID, CustomerID)); Answer: D QUESTION 136 Hotspot Question You are designing a SQL Server Integration Services (SSIS) package configuration strategy. The package configuration must meet the following requirements: - Include multiple properties in a configuration. - Support several packages with different configuration settings. You need to select the appropriate configuration. Which configuration type should you use? To answer, select the appropriate option from the drop-down list in the dialog box.



Answer:



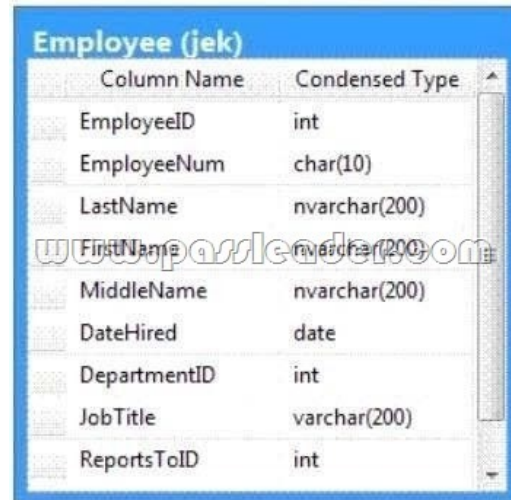
QUESTION 137 You administer a Microsoft SQL Server 2012 database. The database contains a table named Employee. Part of the Employee table is shown in the exhibit. (Click the Exhibit button.)

Column Name	Condensed Type
EmployeeID	int
EmployeeNum	char(10)
LastName	nvarchar(200)
FirstName	nvarchar(200)
MiddleName	nvarchar(200)
DateHired	date
DepartmentID	int
JobTitle	varchar(200)
ReportsToID	int

Column name	Description
EmployeeID(pk)	Uniquely identifies the employee record in the table Used throughout the database by all the other tables that reference the Employee table
EmployeeNum	An alphanumeric value calculated according to company requirements Has to be unique within the Employee table Exists only within the Employee table
DepartmentID	References another table named Department that contains data for each department in the company
ReportsToID	Contains the EmployeeID of the manager to whom an employee reports
ReportsToID	Contains the EmployeeID of the manager to whom an employee reports

Confidential information about the employees is stored in a separate table named EmployeeData. One record exists within EmployeeData for each record in the Employee table. You need to assign the appropriate constraints and table properties to ensure data integrity and visibility. On which column in the Employee table should you create a unique constraint?
A. EmployeeID B. EmployeeNum C. DepartmentID D. EmployeeData

D. EmployeeNum E. FirstName F. JobTitle
G. LastName H. MiddleName I. ReportsToID Answer: D
QUESTION 138 You administer a Microsoft SQL Server 2012 database. The database contains a table named Employee. Part of the Employee table is shown in the exhibit. (Click the Exhibit button.)



Column Name	Condensed Type
EmployeeID	int
EmployeeNum	char(10)
LastName	nvarchar(200)
FirstName	nvarchar(200)
MiddleName	nvarchar(200)
DateHired	date
DepartmentID	int
JobTitle	varchar(200)
ReportsToID	int

Column name	Description
EmployeeID	Uniquely identifies the employee record in the table Used throughout the database by all the other tables that reference the Employee table
EmployeeNum	An alphanumeric value calculated according to company requirements Has to be unique within the Employee table Exists only within the Employee table
DepartmentID	References another table named Department that contains data for each department in the company
ReportsToID	Contains the EmployeeID of the manager to whom an employee reports

Confidential information about the employees is stored in a separate table named EmployeeData. One record exists within EmployeeData for each record in the Employee table. You need to assign the appropriate constraints and table properties to ensure data integrity and visibility. On which column in the Employee table should you use an identity specification to include a seed of 1,000 and an increment of 1? A. DateHired B. DepartmentID
C. EmployeeID D. EmployeeNum E. FirstName
F. JobTitle G. LastName H. MiddleName
I. ReportsToID Answer: C QUESTION 139 You are designing a SQL Server Integration Services (SSIS) solution. The solution will contain an SSIS project that includes several SSIS packages. Each SSIS package will define the same connection managers and variables. You have the following requirements: - Ensure that the deployment model supports changing the content of connection strings by using parameters at execution time. - Ensure that the deployment model automatically starts from calls to the catalog.start_execution stored procedure in the SSISDB database. - Maximize performance at execution time. - Minimize development effort. You need to design a solution that meets the requirements. What should you do? (More than one answer choice may achieve the goal. Select the BEST answer.) A. Use a project deployment model. Modify connection manager properties to use project parameters. Ensure that the SSISDB database is created.
B. Use a project deployment model. Configure connections in an XML configuration file referenced by an environment variable that corresponds to the SQL Server environment of each SSIS package. C. Use a package deployment model. Use a SQL Server package configuration with a common filter. Change the contents of the SSIS Configurations table at runtime. D. Use a package deployment model. Save each SSIS package to a file share that can be accessed from all environments. Answer: A QUESTION 140 A SQL Server Integration Services (SSIS) package

imports daily transactions from several files into a SQL Server table named Transaction. Each file corresponds to a different store and is imported in parallel with the other files. The data flow tasks use OLE DB destinations in fast load data access mode. The number of daily transactions per store can be very large and is growing-The Transaction table does not have any indexes. You need to minimize the package execution time. What should you do? A. Partition the table by day and store. B. Create a clustered index on the Transaction table. C. Run the package in Performance mode. D. Increase the value of the Row per Batch property. Answer: D



<http://www.passleader.com/70-463.html>